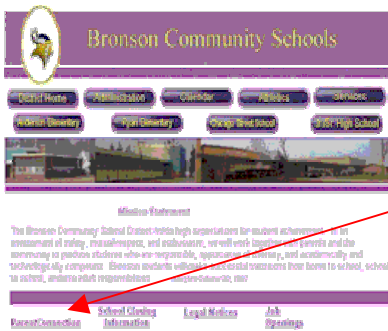


Welcome to The Bronson Community School District's ParentConnection



A NEW WAY FOR A PARENT TO STAY INFORMED

Zangle's ParentConnection is a web application that provides parents with direct access to student data via the Internet. Using a confidential PIN (personal identification number) and password, parents can connect to the school district's student database using a web browser and view their child's data, such as progress reports, attendance records, report cards, transcripts, and more. ParentConnection allows the parent to view, in one session, data on all their enrolled dependents in the same district, across multiple school sites.



- 1. Go to: www.bronson.k12.mi.us**
Click on the ParentConnection link in the bottom left portion of the main page. This will take you to the main ParentConnection page. You will find many helpful items about ParentConnection on this page. When you are ready to enter ParentConnection click on the link and you will be read to logon. Move on to Step 2.

2. Enter PIN and Password, click Logon:

PIN: This number is a unique number assigned to each contact randomly by the computer. Your personal identification number or PIN **cannot** be changed.

Password: Use the default assigned password for your first logon. Passwords were randomly generated and are **CASE SENSITIVE**. It is suggested you change your password the first time you connect (see *Account Maintenance* instructions below).



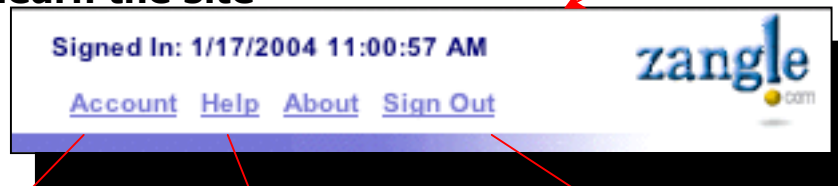
Problems with your password??: Call the technology department at 369-3250 Extension 5112. If you would like to e-mail instead, please send a note to grahamm@bronson.k12.mi.us. Someone will respond to you as soon as possible.

3. Select a Student:

If you have more than one student enrolled in the district, you will have the opportunity to view those students who have been designated as dependents of the parent who is logged on. Otherwise, the screen will automatically bring up your student's information.

4. Navigate to learn the site

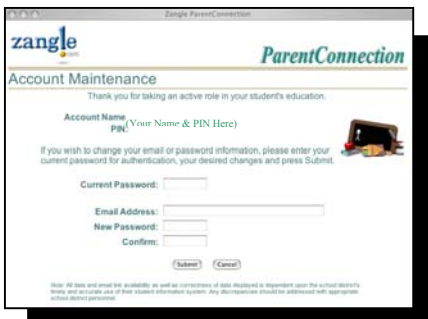
Located in the upper right corner of the web page.



Account Maintenance

The Account Maintenance dialog box enables you to change or edit your password. It also gives you an opportunity to add your home or work email address, which will add you to the district database for future communications.

This email address will not be distributed outside the district.



Help

Use the help link to answer any questions regarding this website.



Sign Out

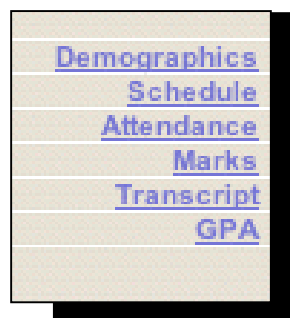
When your viewing is done, please sign out.

You will automatically be logged out of Parent-Connection if this site is **inactive** for 20 minutes.



5. Navigate Student Data

Click the links on the left side of the screen to view different types of data for the selected student, such as, Demographics, Attendance, etc. The currently selected link will be highlighted in white.



Refreshing data pages

Data viewed in ParentConnection is "live", therefore it may be updated in real time by the school while you are viewing data. However, new data posted during a session will not be visible to the user until the data page is refreshed. There are three ways to refresh a data page:

1. Click on a different link and then return to the original link.
2. Click the Refresh or Reload button in your browser.
3. Press the F5 function key on the keyboard.

Printing Note:

When printing any one of the linked pages, be sure to first place your cursor in the middle of the page and click once. Otherwise you may print a blank page.

6. Explanation of Student Data Links

Demographics

The Demographics tab shows essential information for your child, such as name, address, telephone numbers, birth date, counselor, etc. This is available so parents can check the accuracy of the information, as it exists in the school's student database.

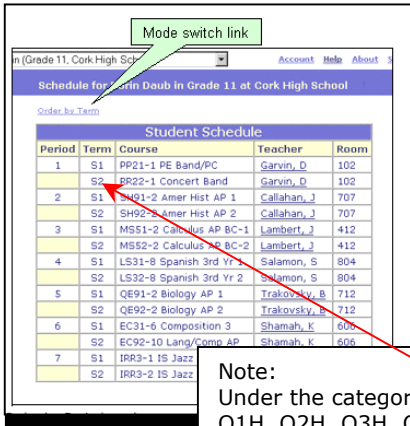
Inaccuracies or misspellings should be reported to the school office.

Schedule

This page displays your child's daily schedule for the current term.

There are two modes for viewing:

Order by Period (default) or **Order by Term**. The viewing mode may be toggled by clicking



on the mode switch link in the upper left of the schedule table.

Note:
Under the category Term,
Q1H, Q2H, Q3H, Q4H =
Quarter 1, 2, 3, or 4
YH = Year long

Attendance

This page displays a record of your child's attendance entries for the current school

year. A teacher or the attendance secretary at the school generates the attendance entries. Entries of concern should be discussed with your child before calling the attendance office.

Note:
If you child has not been absent or tardy for the year, you will see the following message:
"There is no attendance information to display."

Marks

This page displays an aggregate list of all the progress reports and report card marks that have been posted to the system for your child in the current school year.

CODE KEY

Term column:

P1 = 1st Quarter Progress Report

P2 = 2nd Quarter Progress Report

Q1H = 1st Quarter Report Card

Q2H = 2nd Quarter Report Card

S1H = 1st Semester Report Card

S2H = 2nd Semester Report Card

Type column:

Acad = Academic Classes

Mark column:

Letter grade is shown here.

Comments column:

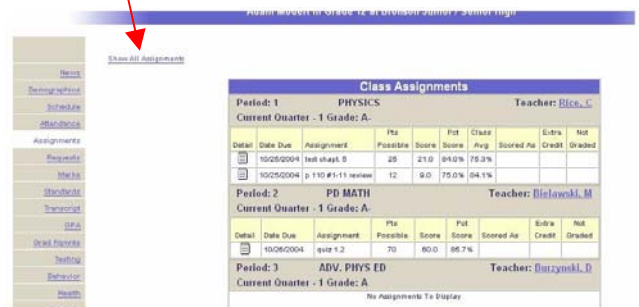
Comments are pre-defined. Optional report card comments may be entered by the teacher.

Assignments

If your student is in grades 5-12 this page will display your child's assignments.

There are two modes for viewing:

Show assignments for Last/Next week (default) and **Show all assignments**. The viewing mode may be toggled by clicking on the mode switch link in the upper left of the screen in much the same manner as on the schedule screen. If you have any questions about an assignment, you may e-mail a teacher directly by clicking on their name.



Printing Note:

When printing any one of the linked pages, be sure to first place your cursor in the middle of the page and click once. Otherwise, you may print a blank page.

Transcript

This page displays the complete history of marks and credits earned for your child, since the beginning of high school enrollment. Current school year marks do not appear on your child's transcript until semester report cards are mailed. (Reminder, you can see these marks on the Marks page.)

Testing

This page will display any current testing information that is available for your child. ACT scores and MEAP High School Proficiency scores are all that is available presently. MEAP scores for elementary students may be available in the future.

Cafeteria

This page will display the detail of your child's food service account.

GPA

This page displays the complete history of your child's grade point average for each high school semester (Term), as well as a cumulative (Cum) GPA. The current semester GPA will not appear until semester report cards are mailed. You will also see information about their current rank and class size.